

FX AccuCharts

Changing the Trade Session

Abstract

This paper describes how to change the trading session in FX AccuCharts.

Revision History

Date	Version	Description	Author
10/12/2006	1.0	Initial version	Dean Pollaro

Introduction

This document can be used to change the trading session in FX AccuCharts. This is beneficial because your charts will then be synchronized with the hours of operation of FX Solutions.

Client Procedures

1. Open a chart in FX AccuCharts.
2. Right Click on chart and select Properties.



Figure 1: Chart properties

3. Look for the name of the currency pair of the chart opened, and click on the plus symbol (+).

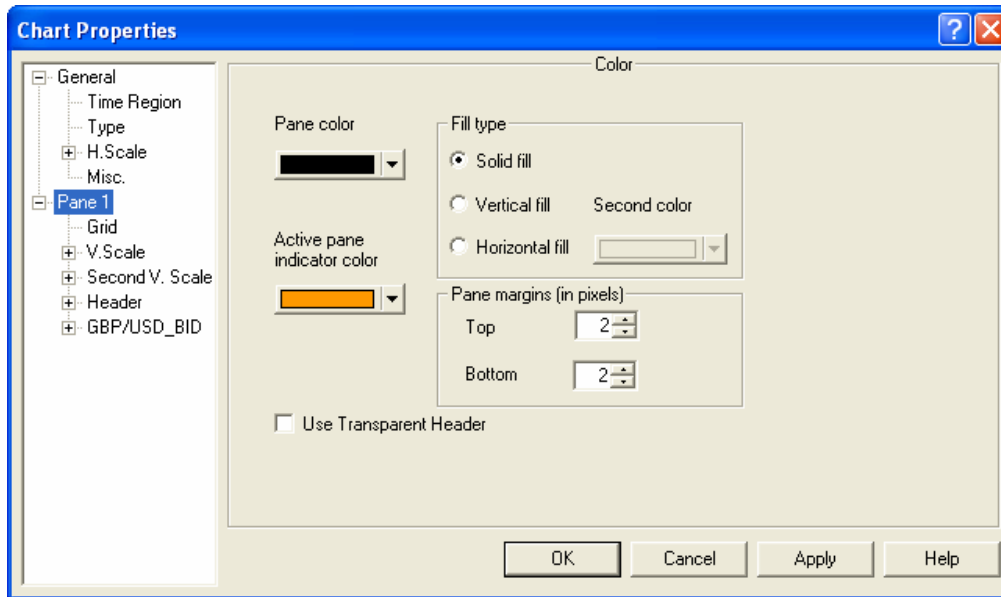


Figure 2: Chart Properties

4. Click on Trading Session.

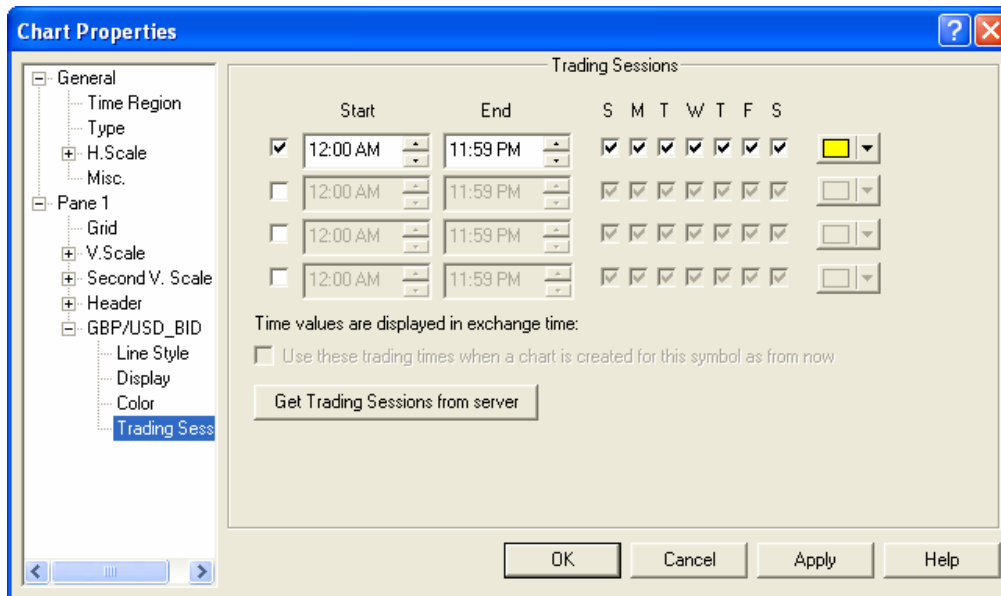


Figure 3: Chart Properties

5. Uncheck Sunday and Saturday. Then check the box that reads “Use these trading times when...” at the bottom of the window.

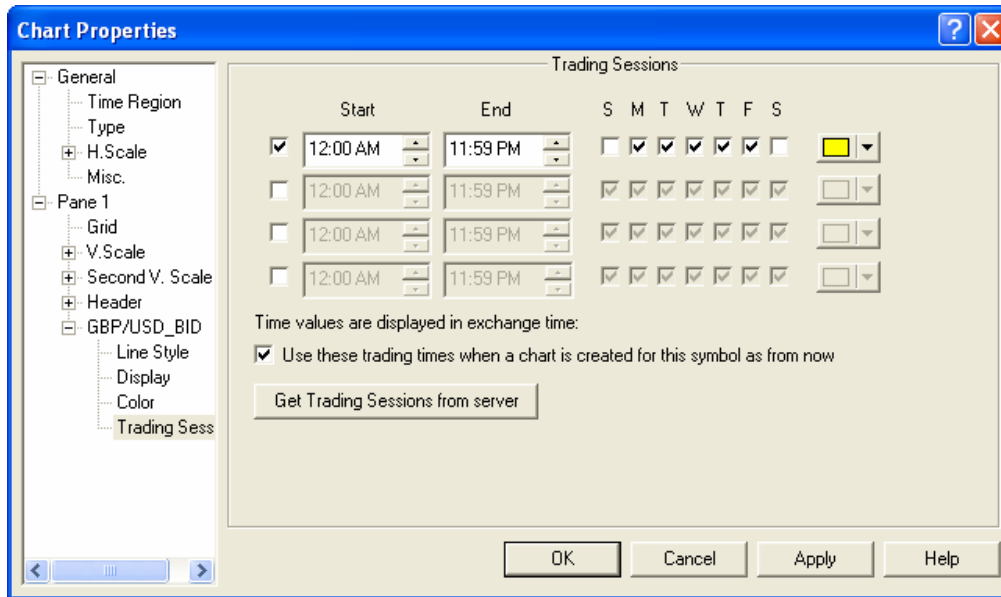


Figure 4: Chart Properties

6. Click Apply.
7. Click OK.

By completing the above steps, this will change the trading session ONLY for the above currency pair. Please do this for ALL of the other currency pairs you wish to use.